

EXPERIMENTAL STAND FOR ACTUATOR TESTING

Piotr Kuryło

doi:10.22306/am.v3i2.33

Received: 02 June 2018

Accepted: 19 June 2018

EXPERIMENTAL STAND FOR ACTUATOR TESTING

Piotr Kuryło

University of Zielona Góra, Faculty of Mechanical Engineering, Institute of Machine Design and Machinery Operations, ul. Prof. Szafrana 4, 65-246 Zielona Góra, Poland, P.Kurylo@ibem.uz.zgora.pl

Keywords: actuator, experimental stand, measurement, mechatronics

Abstract: The paper deals with experimental stand for testing of actuators. Shape memory alloy has been one of the possible tested actuators on this stand. Experimental results gave recommendation for design of the products with tested actuators. This stand is also able to test dynamic properties of actuators.

1 Introduction

Actuator is a device for conversion of any energy to mechanical work. The main aim is to use the actuator with minimum losses and minimum size and low price.

Mechatronics applications grooving up and there is a need for actuators as base part of mechatronic systems (fig. 1, fig. 2, fig. 3).

Also smaller miniature products need also smaller actuators. Conventional actuators are sometimes not successful for using in this area, because of low efficiency and overall costs.

Conventional actuators is based on electromagnetic principle and on the base of theory, the efficiency in small dimensions (less than 10 mm) is lower than in bigger dimensions.



Figure 1 Machine with electromagnetic actuator




Figure 2 Machine with piezoelectric actuator



Figure 3 Machine with shape memory alloy actuator

This is the reason of using of unconventional actuators as shape memory alloys actuators, piezoelectric actuators, magnetostrictive alloy, electrostatic actuators etc. Piezoelectric actuators uses the piezoelectric phenomenon where the connected electric voltage is converted to stroke or displacement of piezoelectric material. Magnetostrictive materials need magnetic array for generation of material stroke. Magnetostrictive alloy and piezoelectric actuators have fast response time (several nanoseconds or microseconds). Obtained strokes for these actuators are low (only about 0.1 percent).

Shape memory alloy needs thermal activation for generation of displacement. Displacement is about 5 percent from dimension of shape memory alloy actuators. Main disadvantage of shape memory alloys is very slow reaction time (several seconds).

Shape memory alloy with acronym SMA is very interesting material activated with temperature change. It means that material has defined shape and after thermal heating, it is deformed, but after cooling, it returns to previous defined shape. This thermal activation is caused from internal structure transformation between martensite and austenite.

Shape memory alloy actuators are available in various forms as wire, roods, spring etc.

Shape memory alloy is available as two-way SMA, which provides pull and contract force, but with smaller displacement in comparing with one-way SMA, which provides only contract force and return to previous position

EXPERIMENTAL STAND FOR ACTUATOR TESTING

Piotr Kuryło

has to be made with bias force from spring or additional force (mass gravity etc.) [1-5].

Shape memory alloy needs bias mechanism for ensuring of properly function (fig. 4). There are several ways of biasing as using of weight for generation of pull force, using of spring and antagonistic arrangement of two shape memory alloy actuators for alternate using as bias mechanism.

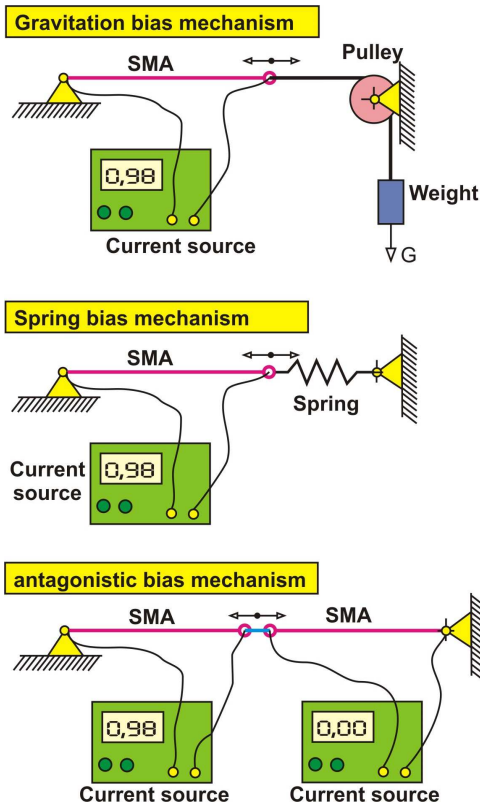


Figure 4 The SMA applying with bias force [1, 2]

There are more than twenty alloys of materials, which have shape memory effect. The most famous alloy is Nitinol, which is as alloy from Nickel and Titanium.

Thermal activation can be made with external heating and cooling system. The most frequently used is thermal activation with joule heating caused with electrical current through the material. Cooling is with passive heat exchange with surroundings or active cooling with any cooling systems.

Practical using of shape memory alloy meets with problem of attaching to mechanical parts. Actuator in wire form cannot be welded or soldering. There is a possibility of using of crimp technology of attaching to the end of actuator (fig. 6).

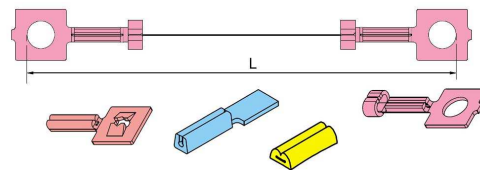


Figure 6 Crimping of the shape memory alloy actuators

Shape memory alloy can be activated using the heating caused by passing electrical current. Activation time depends on value of electrical current. Maximum value of electrical current is defined by actuator manufacturer. Activation time is also affected by way of shape memory alloy application (attaching to other parts, thermal isolation, air flow, surround temperature etc.).

Deactivation time is longer than activation, because there is only passive convection is used. But there is a forced ways of actuator cooling.

The shape memory alloy is frequently used in automotive industry, aeronautics, medicine, machinery etc.

2 Testing stand for experimental verification of shape memory alloy actuators

Activation and deactivation of wire shape memory alloy causes the change of this length - stroke. This active stroke allows to lift any weight or active force useful for any application. Useful force is decreased with required bias force or bias weight.

Experimental stand (fig. 7) has been developed for experimental testing of the shape memory alloy. Predefined bias weight is used for tested actuator. One end is fixed and connected to power supply. Second end is connected with tension rope to bias weight. Second end is also connected to power supply and control unit. Position of second movable end is measured as actuator stroke. Also additional weight can be added during the experiment. The aim is to obtain power characteristic of actuator. It means dependence of useful active force and stroke of actuator.

End position is sensed via using of permanent magnet and magnetically sensitive sensor.

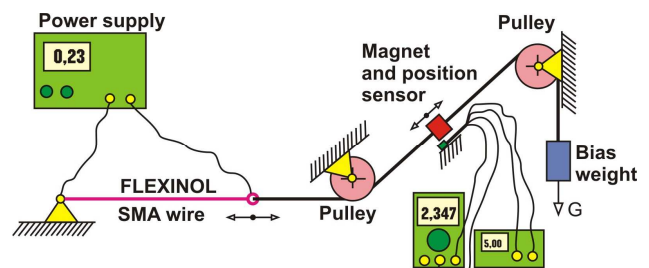


Figure 7 Experimental test stand for testing of shape memory alloy

Apparatus allows to slowly change of supply electrical current. Stroke of actuator has the significant hysteresis

EXPERIMENTAL STAND FOR ACTUATOR TESTING

Piotr Kuryło

also occurs during the loading of actuator. This hysteresis can be as problem in control process.

Permanent magnet is used as reference point of movable end point of shape memory alloy actuator. Hall sensor has been used for sensing of the magnet position (fig. 8).




Figure 8 Hall effect sensor for measurement of position of shape memory alloy end

Calibration procedure shows dependence of output voltage on position of permanent magnet position (fig. 9). There is useful range for measurement between the values from 6 mm up to 20 mm.

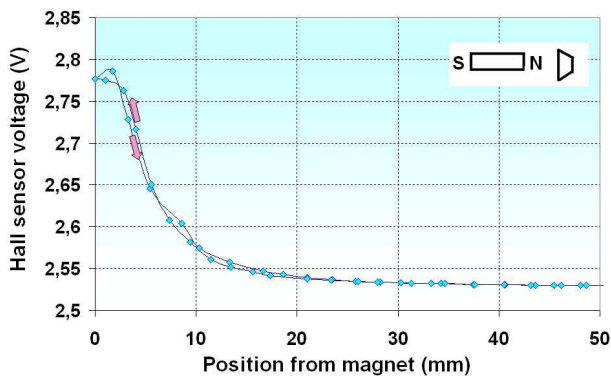


Figure 9 Hall effect sensor calibration characteristic




Figure 10 Experimental test stand for testing of shape memory alloy

Figure 10 shows experimental stand for testing of shape memory alloy actuators.

3 Conclusion

Shape memory alloy is actuator, which is as thin wire, and it is able to generate up to 5% stroke (from overall length) under the loading. Output mechanical work related to its dimensions is much bigger than from others conventional actuators. This type of actuator has also good corrosion resistance and biocompatibility. These actuators produces no noise, no dust and no electromagnetic array. All these properties give the great possibility for application in many various application [4-27].

References

- [1] ANDRIANESIS, K., KOVEOS, Y., NIKOLAKOPOULOS, G., TZES, A.: *Experimental Study of a Shape Memory Alloy Actuation System for a Novel Prosthetic Hand*, Book edited by: Corneliu Cismasiu, Publisher: InTech, p. 81-105, 2010.
- [2] DOVICA, M., KELEMENOVÁ, T., KELEMEN, M.: Experimental apparatus for SMA actuator testing, *Journal of Automation, Mobile Robotics & Intelligent Systems*, Vol. 6, No. 3, p. 37-39, 2012.
- [3] *Shape-memory alloy*. From Wikipedia, the free encyclopedia, Online, Available: https://en.wikipedia.org/wiki/Shape-memory_alloy, 2018.
- [4] KELEMEN, M., VIRGALA, I., PRADA, E., LIPTÁK, T.: Experimental verification of the shape memory alloy (SMA) spring actuator for application on in-pipe machine, *Metalurgija*, Vol. 54, No. 1, p. 173-176, 2015.
- [5] DOVICA, M., KELEMENOVÁ, T., KELEMEN, M.: Measurement of the SMA actuator properties, *Mechatronics: Recent Technological and Scientific Advances*, Berlin Heidelberg, Springer-Verlag, p. 187-195, 2011.
- [6] BOŽEK, P.: Robot path optimization for spot welding applications in automotive industry, *Tehnicki vjesnik / Technical Gazette*, Vol. 20, No. 5, p. 913-917, Sep/Oct 2013.
- [7] DUCHOŇ, F., BABINEC, A., KAJAN, M., BEŇO, P., FLOREK, M., FICO, T., JURÍŠICA, L.: Path planning with modified A star algorithm for a mobile robot, *Procedia Engineering* 96, p. 59-69, 2014.
- [8] PÁSZTÓ, P., HUBINSKÝ, P.: Mobile robot navigation based on circle recognition, *Journal of Electrical Engineering*, Vol. 64, No. 2, p. 84-91, 2013.
- [9] ABRAMOV, I.V., NIKITIN, Y.R., ABRAMOV, A.I., SOSNOVICH, E.V., BOŽEK, P.: Control and Diagnostic Model of Brushless DC Motor, *Journal of Electrical Engineering*, Vol. 65, No. 5, p. 277-282, 2014.
- [10] HOLUBEK, R., RUŽAROVSKÝ, R.: The methods for increasing of the efficiency in the intelligent

EXPERIMENTAL STAND FOR ACTUATOR TESTING

Piotr Kuryło

- assembly cell, *Applied Mechanics and Materials: 2nd International Conference on Mechanical Engineering, Materials Science and Civil Engineering (ICMEMSCE 2013)*, Beijing, China, 25 -26 October 2013, p. 729-732, 2013.
- [11] HOLUBEK, R., RUŽAROVSKÝ, R., DELGADO SOBRINO, D.R., KOŠTÁL, P., ŠVORC, A., VELÍŠEK, K.: Novel trends in the assembly process as the results of human - the industrial robot collaboration, In: *MATEC Web of Conferences*, Vol. 137, Modern Technologies in Manufacturing (MTeM 2017 - AMaTUC), Cluj-Napoca, Romania, October 12-13, 2017.
- [12] SUKOP, M., HAJDUK, M., SEMJON, J., JÁNOŠ, R., VARGA, J., VAGAŠ, M.: Measurement of weight of objects without affecting the handling, In: *International Journal of Advanced Robotic Systems*, Vol. 13, No. 5, p. 14-19, 2016.
- [13] HOLUBEK, R., DELGADO SOBRINO, D. R., KOŠTÁL, P., RUŽAROVSKÝ, R., VELÍŠEK, K.: Using virtual reality tools to support simulations of manufacturing instances in process simulate: the case of an iCIM 3000 system, In: *MATEC Web of Conferences*, Vol. 137, Modern Technologies in Manufacturing (MTeM 2017 - AMaTUC), Cluj-Napoca, Romania, October 12-13, 2017.
- [14] KREITH, F.: *The Mechanical Engineering Handbook*, 2nd ed., Series, CRC PRESS, New York, 2005.
- [15] RUŽAROVSKÝ, R., HOLUBEK, R., VELÍŠEK, K.: Design of the Cartesian robot for assembly and disassembly process, *MM Science Journal: Proceedings of the RAAD 2011, 20th International Workshop on Robotics in Alpe-Adria-Danube Region (RAAD)*, October 5-7, p. 40-47, 2011.
- [16] SEMJON, J., JÁNOŠ, R., SUKOP, M., VAGAŠ, M., VARGA, J., HRONCOVÁ, D., GMITERKO, A.: Mutual comparison of developed actuators for robotic arms of service robots, *International Journal of Advanced Robotic Systems*, Vol. 14, No. 6, p. 1-8, 2017.
- [17] JÁNOŠ, R., SUKOP, M., SEMJON, J., VAGAŠ, M., GALAJDOVÁ, A., TULEJA, P., KOUKOLOVÁ, L., MARCINKO, P.: Conceptual design of a leg-wheel chassis for rescue operations, *International Journal of Advanced Robotic Systems*, Vol. 14, No. 6, p. 1-9, 2017.
- [18] KELEMEN, M., PRADA, E., KELEMENOVÁ, T., MIKOVÁ, E., VIRGALA, I., LIPTÁK, T.: Embedded systems via using microcontroller, *Applied Mechanics and Materials*, Vol. 816, p. 248-254, 2015.
- [19] KELEMENOVÁ, T., KELEMEN, M., VIRGALA, I., MIKOVÁ, E., PRADA, E., GMITERKO, A., LIPTÁK, T.: Anisotropic friction difference principle of in-pipe machine, *Applied Mechanics and Materials*, Vol. 816, p. 306-312, 2015.
- [20] VIRGALA, I., GMITERKO, A., KELEMEN, M.: Motion Analysis of In-pipe Robot Based on SMA Spring Actuator, *Journal of Automation and Control*, Vol. 1, No. 1, p. 21-25, 2013.
- [21] JANKE, L., CZADERSKI, C., MOTAVALLI, M., RUTH, J.: Applications of shape memory alloys in civil engineering structures - Over-view, limits and new ideas, *Materials and Structures* 38, No. June, p. 578-592, 2005.
- [22] PARYAB, M., NASR, A., BAYAT, O., ABOUEI, V., ESHRAGHI, A.: Effect of heat treatment on the microstructural and superelastic behavior of NiTi alloy with 58.5wt% Ni, *Metallurgija* 2010, Vol. 16, No. 2, pp. 123-131, 2010.
- [23] NOVOTNY, M., KILPI, J.: *Shape Memory Alloys (SMA)*, Online, Available: <http://www.ac.tut.fi/aci/courses/ACI-51106/pdf/SMA/SMA-introduction.pdf>
- [24] SUKOP, M., HAJDUK, M., SEMJON, J., VARGA, J., JÁNOŠ, R., VAGAŠ, M., BEZÁK, M., VIRGALA, I.: Testing of adhesive spray painting with robot, *Technical gazette*, Vol. 24, No. 2, p. 545-550, 2017.
- [25] LIPTÁK, T., VIRGALA, I., MIKOVÁ, E., GALAJDOVÁ, A., TULEJA, P., KOUKOLOVÁ, L., VARGA, J., SUKOP, M.: Modeling and control of two-link snake, *International Journal of Advanced Robotic Systems*, Vol. 15, No. 2, p. 1-13, 2018.
- [26] VIRGALA, I., FRANKOVSKY, P., KENDEROVÁ, M.: Friction effect analysis of a DC motor, *American Journal of Mechanical Engineering*, Vol. 1, No. 1, p. 1-5, 2013.
- [27] KELEMEN, M., VIRGALA, I., KELEMENOVÁ, T., MIKOVÁ, E., FRANKOVSKÝ, P., LIPTÁK, T., LORINC, M.: Distance measurement via using of ultrasonic sensor, *Journal of Automation and Control*, Vol. 3, No. 3, p. 71-74, 2015.

Review process

Single-blind peer review process.